

Challenge Quizzes: The Impact of a Unique Assessment Tool on Student Performance

KimMarie McGoldrick
Joseph A. Jennings Chair in Business
Department of Economics
Robins School of Business
University of Richmond
Richmond, VA 23173
kmcgoldr@richmond.edu

Peter W. Schuhmann
Dept. of Economics and Finance
UNC Wilmington
601 S. College Rd.
Wilmington, NC 28403
schuhmannp@uncw.edu

Sixth International Developments in Economics Education (DEE) Conference
London School of Economics and Political Science, London, UK
6-7 September 2011

Overview

- ▶ Motivation for study
- ▶ Introduction to mastery-based learning and our adaptation
- ▶ Data, descriptive statistics, observations
- ▶ Hypotheses
- ▶ Empirical methodology and results
- ▶ Future directions



Motivation

- ▶ Lecture dominates pedagogic practice
- ▶ Lack of evidence that economic knowledge gains are substantial or sustained (Walstad & Allgood, 1999)
- ▶ Lack of evidence that innovation lead to substantial learning gains
- ▶ Becker (1982), Allgood (2001) argue that innovation lowers the price of knowledge and students consume less knowledge
- ▶ How do we overcome this knowledge acquisition conundrum?




Mastery-based learning

- ▶ Typical class structure– go over assessment and assume students learn from mistakes
- ▶ Mastery approach
 - Identification and communication of learning objectives
 - Period of instruction
 - Formative assessment
 - Additional instruction as needed
 - Formative/summative assessment



Does mastery learning work?

- ▶ Educational literature
 - ▶ Kulik et al (1990)– meta analysis, 96 of 103 studies report improvement
 - ▶ Covic and Jones (2008)– revise and resubmission of essays, improved performance
 - ▶ Marshall (2009)– quizzes, most eventually score 100% but overall performance not different than when HWK used
 - ▶ Armacost and Pet–Armacost (2003)– exams, improvements in grades with each exam taken
- 

Mastery learning in economics?

- ▶ Self-paced instruction (SPI) in 1970s
- ▶ Mixed results
- ▶ Allison (1975, 1976)– 10–20% increase in scores, greater increases for lower ability and first year students, students liked course more. Very costly to implement
- ▶ Siegfried and Strand (1976)– no differences in learning, students liked course more, no more likely to persist in economics, greatest learning gains for student proctors



Assessment in economics

- ▶ Primarily summative in nature
- ▶ Schaur et al (2008)– most commonly MC questions, homework and problem sets




Description of innovation

- ▶ Step in the direction of mastery learning while still minimizing the costs
- ▶ Challenge quizzes
 - Limited number (2 of 6 at UR, 1 of 3 at UNCW)
 - Must be taken prior to exam which covers material
 - Automatically replaces in class quiz grade
 - More difficult
 - Provides students with the opportunity to use their in-class quiz as a formative assessment of understanding and take part in another assessment prior to the much weightier exam
 - Brings student's objective of quality grade in line with instructor's objective of quality learning



Syllabus description UNCW

“CHALLENGE QUIZ”: **One** of your quiz grades may be replaced during the semester by taking a “challenge quiz” prior to the next exam. This process entails submitting a formal written request (email is fine), and scheduling a time to take a **much more difficult** quiz on the same topics. **Do not sign up to take a challenge quiz unless you are prepared to explain all of the material in great detail in your own words.** By submitting the request and scheduling the challenge, you automatically forfeit the original quiz grade and accept the outcome of the challenge quiz. **Quizzes that were missed because of an unexcused absence cannot be challenged.**



Syllabus description UR

- ▶ Challenge Quizzes: You are permitted to challenge 2 quizzes during the semester. A quiz may be challenged up until the date of the exam covering that material. Challenge quizzes are somewhat harder but are not time constrained. Taking a challenge quiz replaces your quiz grade– no exceptions. Challenge quizzes may not be taken for any quiz that you miss because of an unexcused absence.



Data

- ▶ Principles of Microeconomics course
 - 2 institutions (UR, UNCW)
- ▶ Survey administered at end of semester
 - What was preparation for quizzes
 - What was motivation for taking challenge quiz
 - What was preparation for challenge quiz
 - Did challenge quiz help prepare for exam
 - If did not take a challenge quiz, why not
- ▶ Spring 2010, Fall 2010, Spring 2011
- ▶ N= 459 (UR=151; UNCW= 308)



Who took a challenge quiz?

- ▶ 78% of UR and 8.5% of UNCW took challenge
- ▶ Those taking challenge quiz were more likely to engage in more study behaviors, visit professor, seek tutoring
- ▶ Those not taking, why not
 - 52% stated not worth the risk (59% UR; 51% UNCW)
 - 47% satisfied with in class quiz grade (31% UR; 49% UNCW)
 - 20% saving (48% UR; 17% UNCW)



Challenge quiz outcomes

- ▶ 89% UR and 65% UNCW improved grade
- ▶ Average improvement: 17.73 UR; 9.04 UNCW
 - UR students engage in more study methods for in-class quiz and more likely to change methods over semester
 - UNCW students more likely to change study habits before taking challenge quiz



Explaining differences...

▶ in participation

- Free pass theory for UR students
- Difference in opportunity (2 UR; 1 UNCW)
- Message sent by instructor

▶ in learning

- Improvement in scores same for 1st and subsequent challenge quiz taken by UR students
- UNCW students taking 3rd challenge (only 38% improved, negative average change of 7.4pts)... desperation without preparation



Hypotheses

- ▶ Decision to take challenge quiz (chi-square)
 - Opportunity and risk (institutional differences)
 - Gender differences
 - Ability

- ▶ Improvement (t-tests, regression)
 - GPA
 - Preparation
 - Change in study habits
 - Institution




Decision to take challenge quiz (Chi-Square)

- ▶ UR students significantly more likely to take
 - Signaling effect? Number of opportunities?
- ▶ UR students with high GPA more likely to take
 - Underestimate difficulty of quizzes, free pass?
- ▶ Students who rewrote notes, engage in peer studying, seek assistance from tutor and visit professor more likely to take.
 - More engaged in class? More likely to seek assistance if struggling?



Improvement (t-tests)

- ▶ Mean improvement= 16.38 points (out of 100)
- ▶ UR students (17.94 vs. 9.04)
- ▶ Studying by rewriting notes (18.95 vs. 14.30)
- ▶ Changes in study behavior (18.66 vs. 12.15)
- ▶ UR students using tutors (25.43 vs. 16.85)
- ▶ UNCW students engaging in peer studying (18.30 vs. 2.87)



Regression models

- ▶ Model 1: Improvement = $f(\text{UR, GPA, rewrote notes, Peer study, Tutoring, Changed study behavior})$
- ▶ Model 2: Improvement = $f(\text{UR, GPA, rewrote notes, Peer study, Tutoring, Changed study behavior, last challenge quiz})$
- ▶ Model 3: First quiz improvement = $f(\text{UR, GPA, rewrote notes, Peer study, Tutoring, Changed study behavior})$



Regression results

	Model 1	Model 2	Model 3
Variable	Coefficient (standard dev)	Coefficient (standard dev)	Coefficient (standard dev)
Intercept	-15.57 (10.15)	-7.58 (10.90)	-21.70* (11.24)
UR	15.00*** (5.50)	9.39 (6.20)	15.97*** (6.10)
GPA	3.67 (2.57)	3.22 (2.55)	5.56** (2.85)
Rewrote notes	6.73** (2.80)	6.16** (2.79)	5.48* (3.11)
Peer study	0.32 (2.77)	-0.25 (2.76)	2.01 (3.06)
Tutoring	2.07 (4.02)	2.96 (4.01)	4.96 (4.46)
Changed study behavior	5.98** (2.83)	6.46** (2.81)	4.55 (3.14)
Late challenge quiz		-8.68* (4.60)	
R ²	0.1449	0.1697	0.1279

*** indicates significance at the 1% level
 ** indicates significance at the 5% level
 * indicates significance at the 10% level.

Summary

- ▶ This paper focuses on the method, who took it, how much they improved and why they improved
 - UR students more likely to take and more likely to improve overall
 - improvement same on first challenge quiz across institutions
 - changing study habits are significant determinant of improvement as is studying by rewriting notes
 - GPA results mixed
- ▶ 99% students recommend keeping challenge quizzes



Future directions

- ▶ 71% who took reported it *definitely* helped them prepare for exams; 26% reported it helped *somewhat*
- ▶ Next... does the method improve student outcomes in the course?

